


WINTER LANDSCAPE PAYSAGE D'HIVER

COLOUR GUIDE / DIAGRAMME EN COULEUR



DMC LIBRARY - BIBLIOTHÈQUE DMC

DMC LIBRARY - BIBLIOTHÈQUE DMC

WINTER LANDSCAPE PAYSAGE D'HIVER

TECHNICAL CHART / DIAGRAMME



DMC LIBRARY - BIBLIOTHÈQUE DMC

DMC LIBRARY - BIBLIOTHÈQUE DMC

WINTER LANDSCAPE PAYSAGE D'HIVER

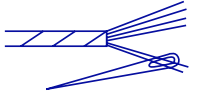
INSTRUCTIONS

TOOL KIT / FOURNITURES

DMC MOULINÉ SPECIAL ART 117
LINEN 28 CT WHITE / LIN 11 FILS/CM BLANC
NEEDLE / AIGUILLE (NO.12)
MAGIC SHEET OR TRANSFER PEN / FEUILLE MAGIQUE OU STYLO TRANSFERT
EMBROIDERY HOOP (OPTIONAL) / TAMBOUR (OPTIONNEL)
SCISSORS / CISEAUX










DESIGN SIZE / DIMENSIONS DESSIN
DIAM. 18 CM / 7,8"

USE 2 STRANDS
UTILISER 2 BRINS



COLOUR / COULEURS

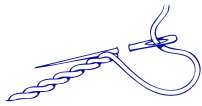
DMC MOULINÉ SPECIAL ART 117

CODE N° CODE N°	COLOUR COULEUR	N° SKEINS* N° D'ÉCHEVETTES*	CODE N° CODE N°	COLOUR COULEUR	N° SKEINS* N° D'ÉCHEVETTES*
1	 Blanc	x 1	6	 505	x 1
2	 3753	x 1	7	 07	x 1
3	 931	x 1	8	 08	x 1
4	 932	x 1	9	 640	x 1
5	 501	x 1			

STITCHES / POINTS

CODE LETTER
LETTRE

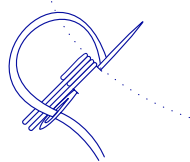
A



Stem stitch / Point de tige

CODE LETTER
LETTRE

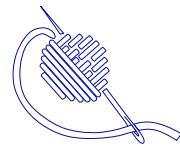
B



Short and long stitch / Passé empiétant

CODE LETTER
LETTRE


C



Padded stitch / Point de remplissage

CODE LETTER
LETTRE

D



Back stitch / Point arrière

CODE LETTER
LETTRE

E



Satin stitch / Passé plat

CODE LETTER
LETTRE

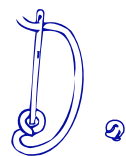
F



Chain stitch / Point de chaînette

CODE LETTER
LETTRE

G



French knot / Point de noeud